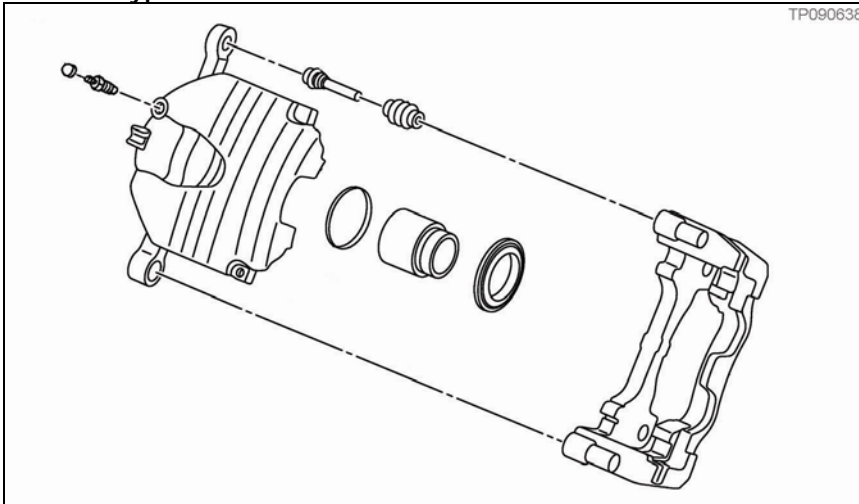


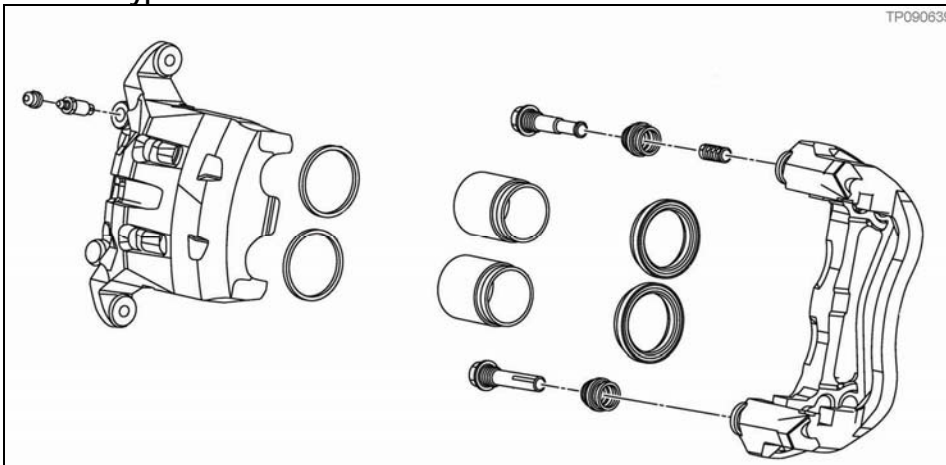
IDENTIFY BRAKE SYSTEM BY VISUAL INSPECTION

This information will be compared to the **NMC MODEL CODE/PISTON TYPE CHART** on page 5 to determine which brake system you are working with and which parts you will use.

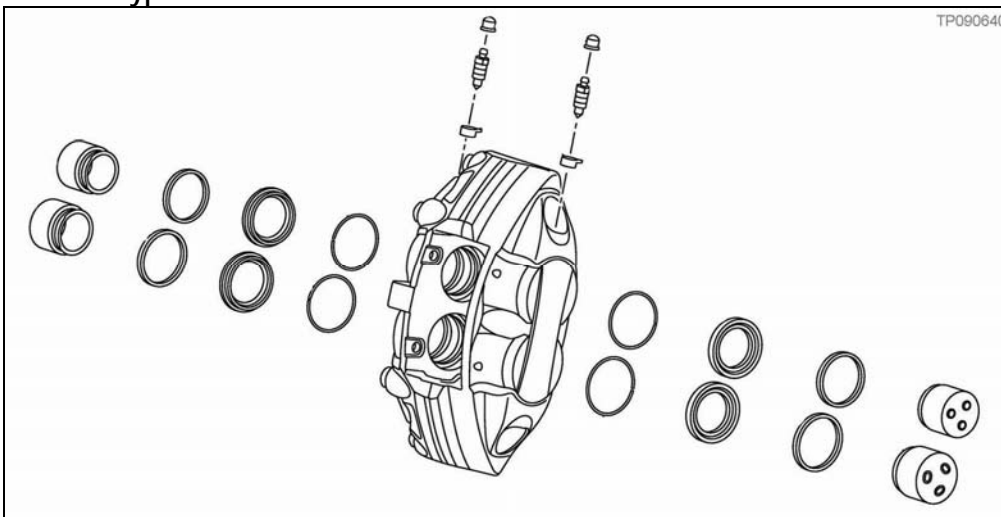
1-Piston Type



2-Piston Type



4-Piston Type



SERVICE PROCEDURE

1. Remove the front brake caliper assembly and rotor.
 - Refer to the BR section in the applicable Electronic Service Manual for removal information.
2. Install the new front brake backing plate (splash guard assembly-RH or LH) listed in the Parts Information section.
3. Inspect the front brake rotor to determine if brake rotor resurfacing is possible or if replacement is necessary.
 - Refer to the BR section in the applicable Electronic Service Manual for brake rotor inspection information.
4. If rotor resurfacing is possible, make sure to use the ProCut PFM Series on-car brake lathe.
5. If necessary, replace both rotors with the new rotor listed in the Parts Information section. Do not replace only one rotor.
6. Reinstall the brake caliper assembly.
7. Inspect the brake pads and install the new brake pad kit and the new hardware kit listed in the Parts Information section if replacement is necessary.
 - Refer to the BR section in the applicable Electronic Service Manual for brake pad inspection and installation information.
8. Perform this procedure on the other side of the vehicle.

CLAIMS INFORMATION

Submit a Primary Part (PP) type line claim using the following claims coding:

DESCRIPTION	PFP	OP CODE	SYM	DIA	FRT
RPL Front Brake Splash Shield & Grind Rotor - (2WD, Both Sides)	(1)	PX43AA	EA	43	2.3
RPL Front Brake Splash Shield & Grind Rotor - (4WD, Both Sides)	(1)	PX45AA	EA	43	2.4
RPL Front Brake Splash Shield & Rotor - (2WD, Both Sides)	(1)	PX47AA	EA	43	1.5
RPL Front Brake Splash Shield & Rotor - (4WD, Both Sides)	(1)	PX49AA	EA	43	2.5

(1) Refer to the electronic parts catalog (FAST or equivalent) and use the appropriate Guard Assy-Splash, Fr Brake part number as the PFP.

PARTS INFORMATION

DESCRIPTION	PART #	QUANTITY
Guard Assy-Splash, Fr Brake, RH	See NMC MODEL CODE/PISTON TYPE CHART, below	1
Guard Assy-Splash, Fr Brake, LH		1
Hardware Kit-Front Disc Brake Pad		1 (if needed)
Pad Kit-Disc Brake		1 (if needed)
Rotor Disc, Brake, Front	40206-EG000	2 (if needed)

NMC MODEL CODE / PISTON TYPE CHART

NMC MODEL CODE	PISTON TYPE	Splash Guard Assy P/N	Brake Pad Hardware Kit P/N	Brake Pad Kit P/N
90417	2 Piston	41151-EJ70A (Right) 41161-EJ70A (Left)	41080-AR026	41060-EG090 (vehicles produced 8/06 - 8/07) or D1060-EG51A (vehicles produced 8/08 and later)
90418				
90517				
90617				
90618				
99419				
90518	1 Piston	41151-1BF0A (Right) 41161-1BF0A (Left)	D1080-JK00B	D1060-JK00B
90717				
90767				
90768				
99118				
99119				
99219				
99218	4 Piston	41151-JL30A (Right) 41161-JL30A (Left)	D1080-JL00A	D1060-JL00B
99368				
99369				