

BOSE AMP.

< ECU DIAGNOSIS INFORMATION >

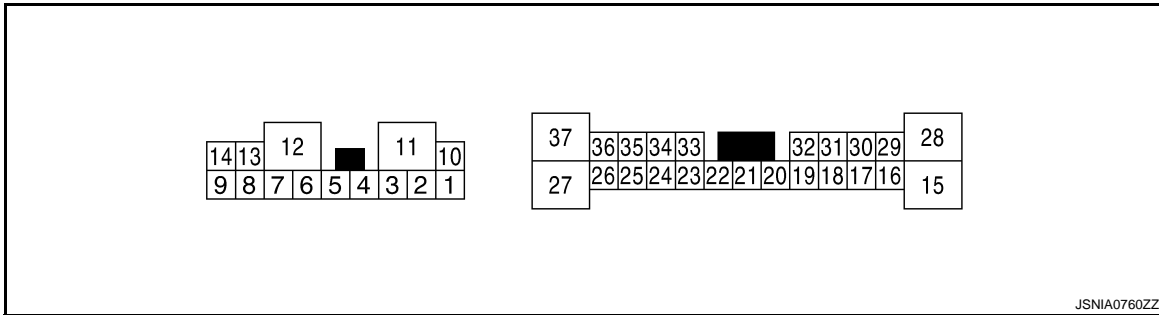
[BOSE AUDIO WITH NAVIGATION]

BOSE AMP.

Reference Value

INFOID:000000005857692

TERMINAL LAYOUT



PHYSICAL VALUES

Terminal (Wire color)		Description		Condition		Reference value (Approx.)
+	-	Signal name	Input/ Output			
1 (L)	2 (W)	Sound signal front LH	Output	Ignition switch ON	Sound output	 SKIB3609E
4 (V)	3 (LG)	Sound signal front RH	Output	Ignition switch ON	Sound output	 SKIB3609E
5 (G)	6 (R)	Sound signal door woofer RH	Output	Ignition switch ON	Sound output	 SKIB3609E
7 (B)	Ground	Ground	—	Ignition switch ON	—	0 V
10 (Y)	Ground	Battery power supply	Input	Ignition switch OFF	—	Battery voltage
11 (GR)	Ground	Battery power supply	Input	Ignition switch OFF	—	Battery voltage
12 (B)	Ground	Ground	—	Ignition switch ON	—	0 V

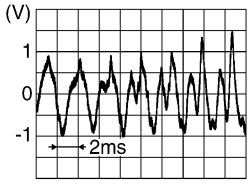
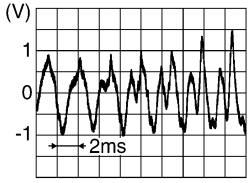
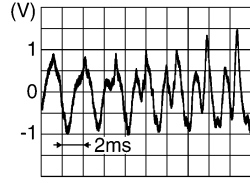
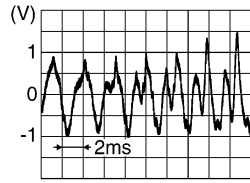
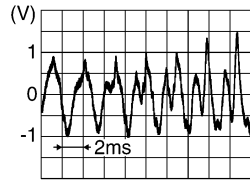
A
B
C
D
E
F
G
H
I
J
K
L
M
O
P

AV

BOSE AMP.

< ECU DIAGNOSIS INFORMATION >

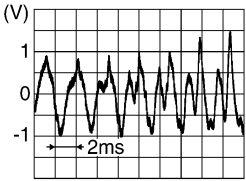
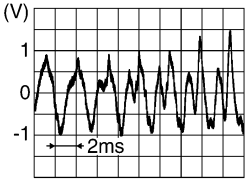
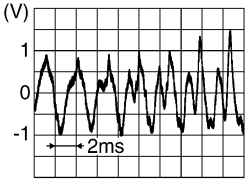
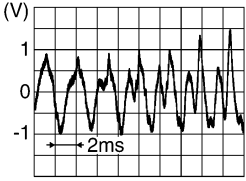
[BOSE AUDIO WITH NAVIGATION]

Terminal (Wire color)		Description		Condition		Reference value (Approx.)
+	-	Signal name	Input/ Output			
14 (B)	9 (W)	Sound signal front door woofer LH	Output	Ignition switch ON	Sound output	 SKIB3609E
16 (SB)	17 (V)	Sound signal woofer	Output	Ignition switch ON	Sound output	 SKIB3609E
18 (L)	19 (P)	Sound signal rear door speaker LH	Output	Ignition switch ON	Sound output	 SKIB3609E
20 (W)	Ground	Amp. ON signal	Input	Ignition switch ACC	—	10.0 V
21	—	Shield	—	—	—	—
22 (GR)	Ground	Woofer Amp. ON signal	Output	Ignition switch ACC	—	10.0 V
24 (V)	23 (SB)	Sound signal rear LH	Input	Ignition switch ON	Sound output	 SKIB3609E
26 (BR)	25 (Y)	Sound signal rear RH	Input	Ignition switch ON	Sound output	 SKIB3609E

BOSE AMP.

< ECU DIAGNOSIS INFORMATION >

[BOSE AUDIO WITH NAVIGATION]

Terminal (Wire color)		Description		Condition		Reference value (Approx.)
+	-	Signal name	Input/ Output			
29 (L)	30 (BG)	Sound signal center speaker	Output	Ignition switch ON	Sound output	
31 (LG)	32 (Y)	Sound signal rear door speaker RH	Output	Ignition switch ON	Sound output	
33 (R)	34 (G)	Sound signal front RH	Input	Ignition switch ON	Sound output	
35 (P)	36 (L)	Sound signal front LH	Input	Ignition switch ON	Sound output	
37 (SB)	Ground	Mode change signal	Input	Ignition switch ON	Driver's Audio Stage ON	0 V
				Ignition switch OFF	Driver's Audio Stage OFF	8.5 V

A
B
C
D
E
F
G
H
I
J
K
L
M

AV